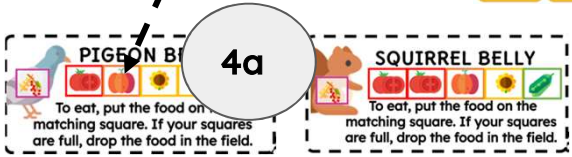
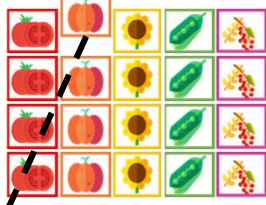
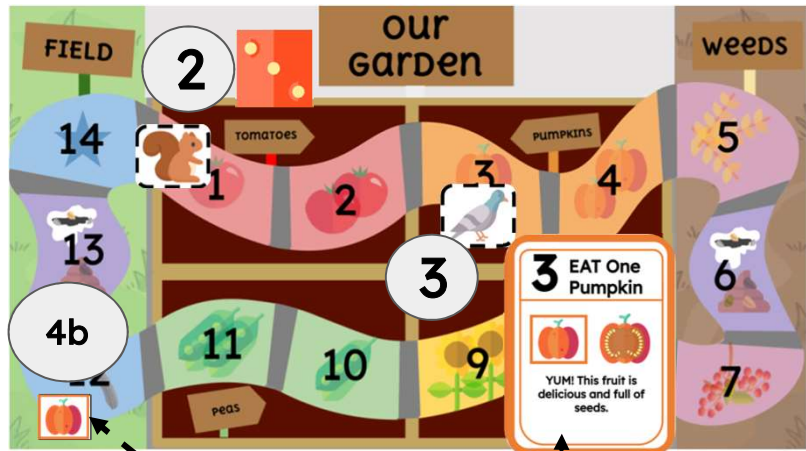


# HOW TO PLAY

Play the role of a pigeon or squirrel looking for food to find out what happened to the garden this summer.

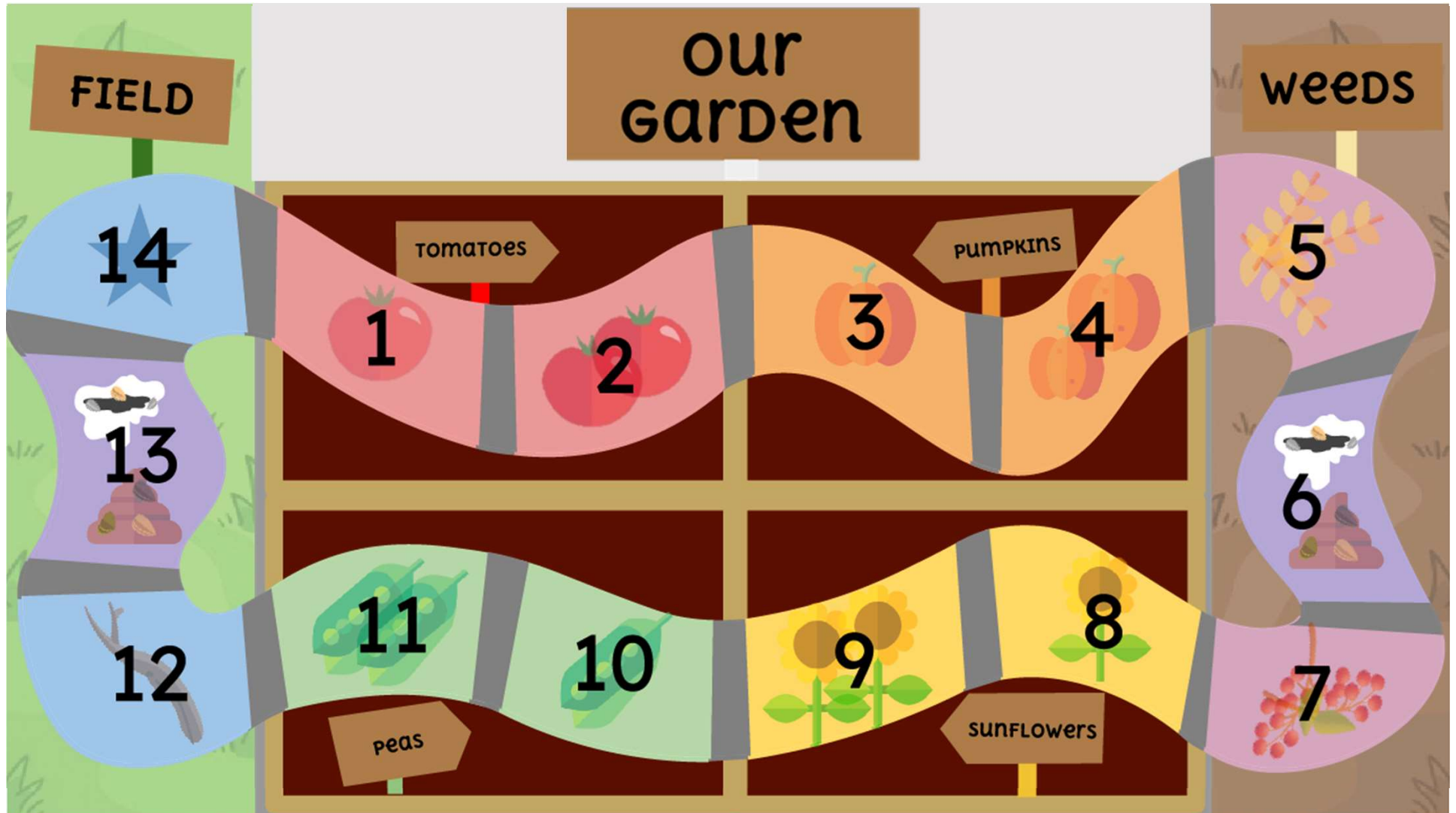
1



1. Set up the game board as shown.
  2. Start at square 1, in the tomatoes. Take turns rolling a die to move your animal through the school yard.
  3. When you land on a number, flip the matching card to see if the animal will eat, drop, or carry the food.
  4. Follow the directions on the card.
    - a. Eat: Grab the food token and move it to your belly\*.
    - b. Drop/Carry: Move the food token wherever the card tells you\*
      - \*If you already have that food in your belly, drop it in the field.
1. Play 10 turns each. Do not stop at square 14, keep going around the board as many times as you need.
  2. Notice where the foods from the garden and the weeds are now. Are they still where they were planted?




# GARDEN MYSTERY



# PLAYER TOKENS & BELLIES

Cut out. Each player gets one token to move and one belly to store food and place weeds.



## PIGEON BELLY



To eat, put the food on the matching square. If your squares are full, drop the food in the field.




## SQUIRREL BELLY



To eat, put the food on the matching square. If your squares are full, drop the food in the field.


# FOOD TOKENS

Cut out and set next to board.





1



1 EAT one Tomato




YUM! This fruit is delicious and full of seeds.

4



4 EAT One DROP One

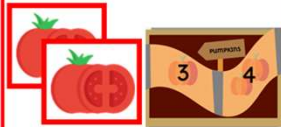


TWO Pumpkins... this is too much food! Eat one and drop the other in the weeds.

2



2 EAT One DROP One



TWO tomatoes...this is too much food! Eat one and drop the other in the pumpkin patch.

5



5 CARRY a Spiky Foxtail Seed



Foxtail seeds hook onto fur, but not to feathers.

Squirrel: Put a weed on the squirrel.  
Pigeon: Do nothing.

3



3 EAT One Pumpkin



YUM! This fruit is delicious and full of seeds.

6



6 DROP all food you ate




Do a poo in the weeds.

Your droppings have seeds in them from the fruits and flowers you ate.

## How to create game cards:

1. Cut along dotted lines-Keep cards with same number attached.
2. Fold on center and tape sides to create a card: the large number is the front and text is the back.



7 CARRY a Sticky Mistletoe Seed



Mistletoe seeds stick to bird beaks.

Pigeon: Put a weed on the pigeon.  
Squirrel: Do nothing.

8



8 EAT One Sunflower



YUM! This flower is delicious and full of seeds.

11



11 EAT One DROP One



TWO pea pods... this is too much food! Eat one and drop the other in the field.

9



9 EAT One DROP One



TWO sunflowers... this is too much food! Eat one and drop the other in the pea patch.

12




12 DROP Sticky and Spiky seeds



Use a tree branch to scrape off any seeds that are stuck to you. Leave the seeds in the field.

10




10 EAT One Pea Pod



YUM! This fruit is delicious and full of seeds.

13



13 DROP one food you ate



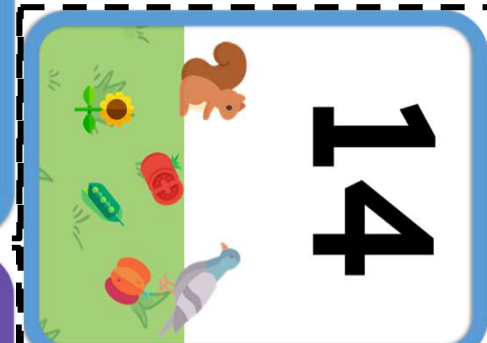
Do a poo in the field. Your droppings have seeds in them from the fruits and flowers you ate.

## How to create game cards:

1. Cut along dotted lines-Keep cards with same number attached.
2. Fold on center and tape sides to create a card: the large number is the front and text is the back.



14



14 EAT Any Food You Choose

You found food in the field! Pick any food and add it to your belly.

